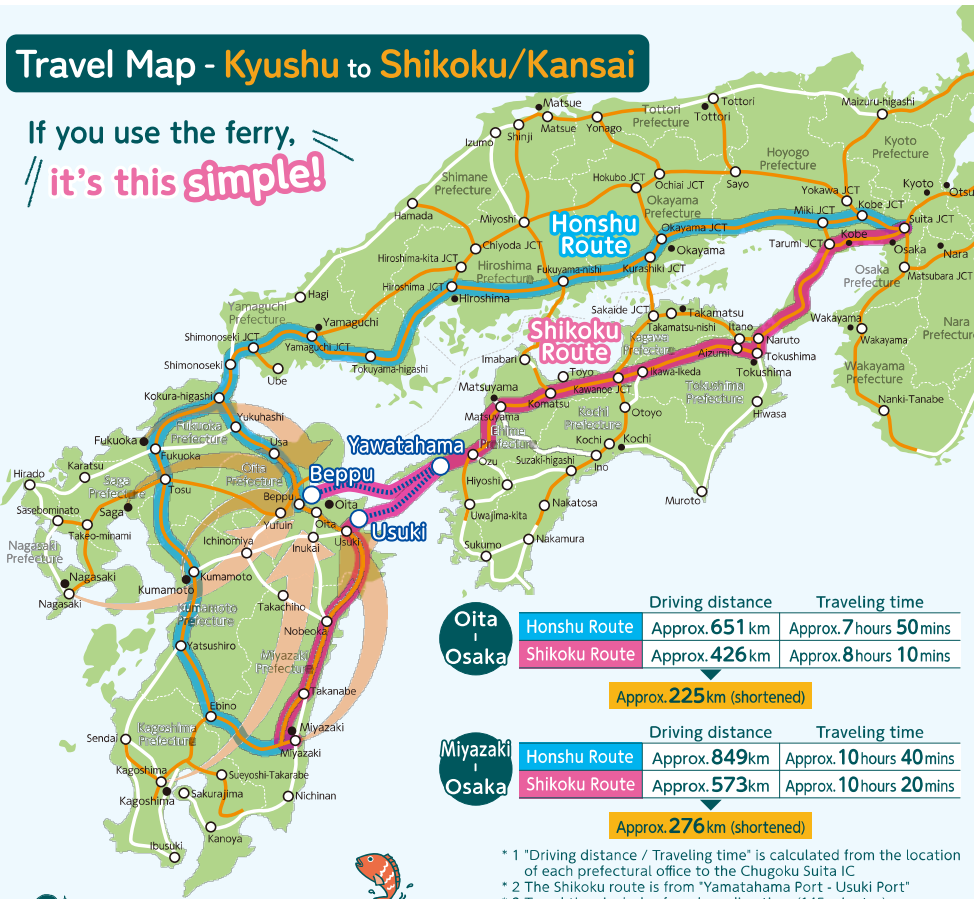


Travel Map - Kyushu to Shikoku/Kansai

If you use the ferry,
it's this simple!



	Driving distance	Traveling time
Oita - Osaka	Honshu Route: Approx. 651 km	Approx. 7 hours 50 mins
	Shikoku Route: Approx. 426 km	Approx. 8 hours 10 mins
	Approx. 225 km (shortened)	
Miyazaki - Osaka	Honshu Route: Approx. 849 km	Approx. 10 hours 40 mins
	Shikoku Route: Approx. 573 km	Approx. 10 hours 20 mins
	Approx. 276 km (shortened)	

- * 1 "Driving distance / Traveling time" is calculated from the location of each prefectural office to the Chugoku Suita IC
- * 2 The Shikoku route is from "Yawatahama Port + Usuki Port"
- * 3 Travel time includes ferry boarding time (145 minutes)
- * 4 Illustrates major road conditions as of March 2022


Yawatahama-Beppu/Usuki

Ferry Timetable

Yawatahama - Beppu & Usuki Ferry Schedule

Yawatahama City Tourism Product Information Site

Yawatahama Public Transportation MAP



Yawatahama Tourism Products Association

Ehime (Yawatahama) ⇄ Oita (Beppu/Usuki)

Ferry Timetable

Yawatahama ⇄ Beppu

Departing from Yawatahama	Arriving at Beppu	Ferry Company
★ 00 : 20	03 : 10	Uwajima
06 : 20	09 : 10	Uwajima
10 : 15	13 : 05	Uwajima
13 : 00	15 : 50	Uwajima
17 : 25	20 : 15	Uwajima
20 : 30	23 : 20	Uwajima

Departing from Beppu	Arriving at Yawatahama	Ferry Company
06 : 25	09 : 10	Uwajima
09 : 45	12 : 30	Uwajima
14 : 00	16 : 45	Uwajima
16 : 45	19 : 30	Uwajima
20 : 50	23 : 35	Uwajima
★ 23 : 50	02 : 35	Uwajima

Yawatahama ⇄ Usuki

Departing from Yawatahama	Arriving at Usuki	Ferry Company
01 : 15	03 : 40	Kyushi
★ 02 : 50	05 : 15	Kyushi
05 : 50	08 : 15	Uwajima
08 : 40	11 : 05	Kyushi
09 : 40	12 : 05	Uwajima
11 : 45	14 : 10	Uwajima
12 : 45	15 : 10	Kyushi
14 : 35	17 : 00	Kyushi
15 : 35	18 : 00	Uwajima
17 : 40	20 : 05	Uwajima
18 : 45	21 : 10	Kyushi
21 : 00	23 : 25	Kyushi
Closed on Saturdays 22 : 00	00 : 25	Uwajima
23 : 50	02 : 15	Uwajima

Departing from Usuki	Arriving at Yawatahama	Ferry Company
Closed on Sunday 00 : 55	03 : 15	Uwajima
02 : 40	05 : 00	Uwajima
04 : 45	07 : 05	Kyushi
07 : 45	10 : 00	Kyushi
08 : 50	11 : 10	Uwajima
11 : 35	13 : 55	Kyushi
12 : 40	15 : 00	Uwajima
14 : 40	17 : 00	Uwajima
15 : 40	18 : 00	Kyushi
17 : 30	19 : 50	Kyushi
18 : 30	20 : 45	Uwajima
20 : 40	23 : 00	Uwajima
22 : 20	00 : 40	Kyushi
23 : 55	02 : 15	Kyushi

★ You can relax on board until 05:30.
(Occasionally on board schedules may change due to holidays such as Golden Week, Obon, or other circumstances.)

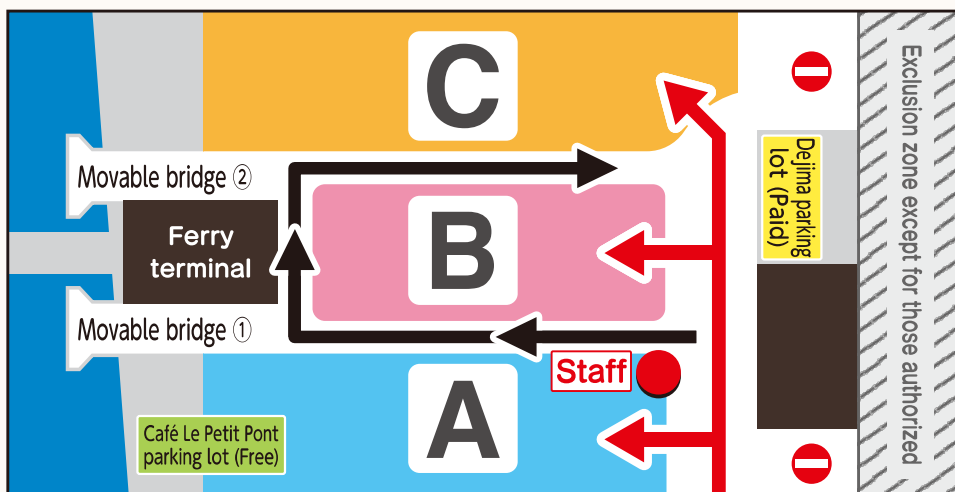
★ You can relax on board until 07:00.
(On board schedule during busy times is only until 06:45.)

Reservation / Contact

Uwajima Unyu Ferry
 [Yawatahama] TEL 0894-22-2100
 [Beppu] TEL 0977-21-2364
 [Usuki] TEL 0972-63-5118
<https://www.uwajimaunyu.co.jp/>

Kyushi Orange Ferry
 Open hours 9:00 - 17:30
 Passenger car / passenger reservations [Yawatahama] TEL 0894-22-5094 [Usuki] TEL 0972-62-5844
 Truck reservations [Yawatahama] TEL 0894-22-1070 [Usuki] TEL 0972-62-4446
<http://www.94ferry.co.jp/>

Yawatahama Port New Ferry Terminal Guide



Dejima parking lot (Paid)
14 vehicles

One hour free
30 minutes **60yen**
Maximum 1 day **2,000yen**

Café Le Petit Pont
parking lot (Free) **4 vehicles**

Contact: 0894-35-6366

For those boarding the ferry (cars, motorcycles)

- ① Please park your car in the direction of the red arrows in parking lots A, B and C, and park your motorcycle near the movable bridge. Please follow the signs or the staff's instructions for parking places.
- ② Please bring your vehicle verification and purchase a boarding ticket on the 1st floor of the ferry terminal.
- ③ Once you have confirmed boarding, please return to your car and board according to the instructions of the staff.



For ferry boarding (passengers)

- ① Please purchase your boarding ticket on 1F of the ferry terminal.
- ② Please wait in the terminal lobby.
- ③ Once you have confirmed boarding, please board from the boarding gate.

You can see the sunset and the sea at Yawatahama Port on YouTube!
Yawatahama Port Ferry Terminal Live camera (4K)



▲Sea side

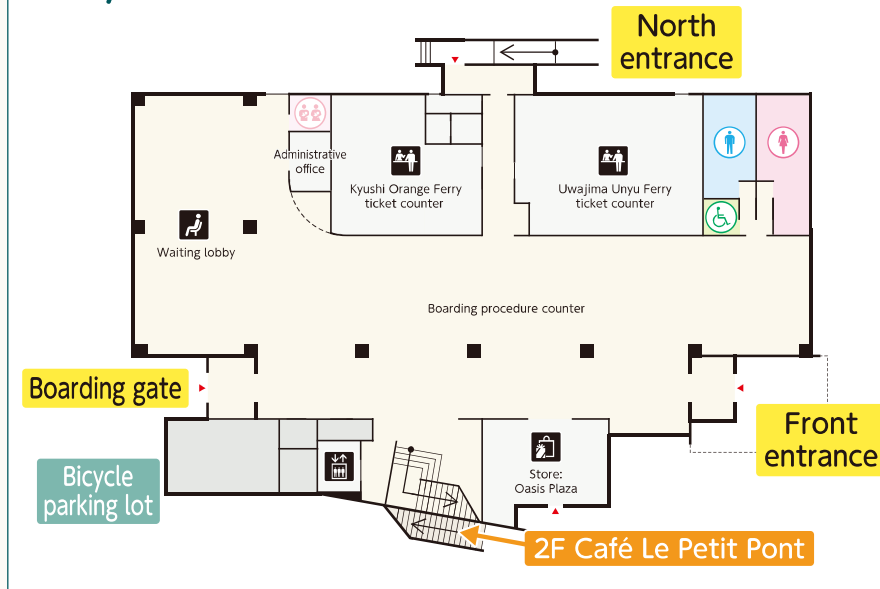


▲Car park side

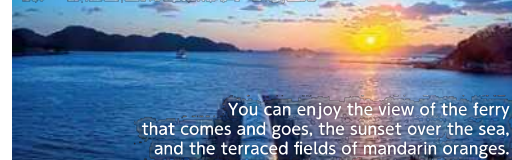
Services other than boarding (pick-up and drop-off, meals at the cafe on the 2nd floor, etc.)

- Pick-up and drop-off** Follow the direction of the black arrows and use the boarding area at the front entrance. If you need to wait temporarily, please use the Dejima parking lot (paid parking) or the Yawatahama Minatto parking lot.
- Dining** Please use the Cafe Le Petit Pont parking lot (free) or the Dejima parking lot (paid) nearby.

Ferry terminal 1F



4F Observation deck



2F Café Le Petit Pont



Contact

Café Le Petit Pont
TEL 0894-35-6366

Store in Oasis Plaza
TEL 0894-24-1166

